



NEW SCHOOL YEAR NEW HOME!

Bella Oaks | Port Orange

FLOORPLAN	LOT	ADDRESS	SQ FT	BD BA GR	SALES PRICE
Tradewind	38	48 Bella Lago Circle	1,627	2/2.5/1	\$ 319,720

Coastal Woods | New Smyrna Beach

FLOORPLAN	LOT	ADDRESS	SQ FT	BD BA GR	SALES PRICE
ARIA	852	2715 Neverland Dr	1,672	3/2/2	\$ 386,990
ARIA	1003	3236 Carpentaria Dr	1,672	3/2/2	\$ 379,290
ARIA	1012	3268 Carpentaria Dr	1,672	3/2/2	\$ 369,290
ARIA	1030	920 Noble Run	1,672	3/2/2	\$ 375,290
Cali	789	2734 Neverland Dr	1,828	4/2/2	\$ 410,990
Cali	790	2732 Neverland Dr	1,828	4/2/2	\$ 412,990
Cali	851	2717 Neverland Dr	1,828	4/2/2	\$ 400,990
CALI	951	3221 Carpentaria Dr	1,828	4/2/2	\$ 387,290
Cali	999	3226 Carpentaria Dr	1,828	4/2/2	\$ 395,290
Eastham	888	2633 Neverland Dr	1,753	3/2/2	\$ 369,290
Eastham	1018	905 Noble Run	1,753	3/2/2	\$ 379,290
Eastham	1024	919 Noble Run	1,753	3/2/2	\$ 384,290


Courtland Park | Deltona

FLOORPLAN	LOT	ADDRESS	SQ FT	BD BA GR	SALES PRICE
Jemison	162	1282 Winter Gray Circle	1,614	2/2/2	\$ 354,990
Robie	158	1306 Winter Gray Circle	2,447	5/3/2	\$ 413,605
Aria	13	1006 August Sky Drive	1,672	3/2/2	\$ 375,990
Aria	16	1024 August Sky Drive	1,672	3/2/2	\$ 375,990
Aria	18	1036 August Sky Drive	1,672	3/2/2	\$ 374,990
Aria	90	982 August Sky Drive	1,672	3/2/2	\$ 377,990
ARIA	100	1025 August Sky Drive	1,672	3/2/2	\$ 379,990
CALI	17	1030 August Sky Drive	1,828	4/2/2	\$ 385,540
CALI	19	1042 August Sky Drive	1,828	4/2/2	\$ 399,990
Cali	53	1270 August Sky Drive	1,828	4/2/2	\$ 391,540
CALI	92	977 August Sky Drive	1,828	4/2/2	\$ 386,990
Cali	101	1031 August Sky Drive	1,828	4/2/2	\$ 396,990
CALI	142	1403 Winter Gray Circle	1,828	4/2/2	\$ 395,990
CALI	156	1275 August Sky Drive	1,828	4/2/2	\$ 393,990
Eastham	115	1145 August Sky Drive	1,753	3/2/2	\$ 374,991
Hayden	98	1013 August Sky Drive	2,601	5/3/2	\$ 430,105
Hayden	121	1366 Winter Gray Circle	2,601	5/3/2	\$ 447,105

Glenbrooke | Edgewater

FLOORPLAN	LOT	ADDRESS	SQ FT	BD BA GR	SALES PRICE
Aria	173	2726 Elmbrooke Way	1,672	3/2/2	\$ 363,290
Aria	178	2721 Palmbrooke Way	1,672	3/2/2	\$ 356,290

D.R. Horton is equal housing opportunity builder. Home and community information, including pricing, included features, terms, availability and amenities, are subject to change and prior sale at any time without notice or obligation. Home and community information, including pricing, included features, terms, availability and amenities, are subject to change and prior sale at any time without notice or obligation. Square footage dimensions are approximate. Certified Builder Contractor License Number CBC1252212



NEW SCHOOL YEAR NEW HOME!

Aria	181	2613 Palmbrooke Way	1,672	3/2/2	\$ 355,290
Aria	191	2718 Palmbrooke Way	1,672	3/2/2	\$ 359,990
Cali	176	2725 Palmbrooke Way	1,828	4/2/2	\$ 369,290
Cali	177	2723 Palmbrooke Way	1,828	4/2/2	\$ 371,290
Cali	179	2719 Palmbrooke Way	1,828	4/2/2	\$ 365,290
Cali	182	2611 Palmbrooke Way	1,828	4/2/2	\$ 373,990
Cali	183	2609 Palmbrooke Way	1,828	4/2/2	\$ 371,990
Cali	190	2716 Palmbrooke Way	1,828	4/2/2	\$ 368,990
Cali	192	2720 Palmbrooke Way	1,828	4/2/2	\$ 375,290
Eastham	116	1916 Myrtlebrooke Dr	1,753	3/2/2	\$ 367,290

Palms at Venetian Bay | New Smyrna Beach

FLOORPLAN	LOT	ADDRESS	SQ FT	BD BA GR	SALES PRICE
Glenwood	317	362 Caryota Court	1,649	3/2/2	\$ 388,790
Glenwood	329	359 Caryota Court	1,649	3/2/2	\$ 382,790
Glenwood	335	347 Caryota Court	1,649	3/2/2	\$ 383,490

Parc Hill | Orange City

FLOORPLAN	LOT	ADDRESS	SQ FT	BD BA GR	SALES PRICE
CALI	40	903 Parc Hill Boulevard	1,828	4/2/2	\$ 413,790

Pelham Park | DeLand

FLOORPLAN	LOT	ADDRESS	SQ FT	BD BA GR	SALES PRICE
Allex	33	1712 Shadow Trace Way	1,504	3/2/2	\$ 334,290
Allex	56	1752 Bent Branch Ave	1,504	3/2/2	\$ 322,990
Allex	65	1716 Bent Branch Ave	1,504	3/2/2	\$ 324,990
Allex	70	1709 Bent Branch Ave	1,504	3/2/2	\$ 325,290
Glenwood	23	353 Pelham Park Drive	1,649	3/2/2	\$ 354,290
Glenwood	44	1737 Shadow Trace Way	1,649	3/2/2	\$ 342,990
Glenwood	47	1749 Shadow Trace Way	1,649	3/2/2	\$ 338,290
Glenwood	57	1748 Bent Branch Ave	1,649	3/2/2	\$ 340,990
Jemison	22	357 Pelham Park Drive	1,614	3/2/2	\$ 345,290
Jemison	26	1740 Shadow Trace Way	1,614	3/2/2	\$ 349,290
Jemison	28	1732 Shadow Trace Way	1,614	3/2/2	\$ 345,990
Jemison	46	1745 Shadow Trace Way	1,614	3/2/2	\$ 339,290

Pineland | Ormond Beach

FLOORPLAN	LOT	ADDRESS	SQ FT	BD BA GR	SALES PRICE
CALI	96	225 Carabelle Court	1,828	4/2/2	\$ 420,490

Riviera Bella | DeBary

FLOORPLAN	LOT	ADDRESS	SQ FT	BD BA GR	SALES PRICE
Cali	174	530 Lazio Circle	1,828	4/2/2	\$ 425,490

D.R. Horton is equal housing opportunity builder. Home and community information, including pricing, included features, terms, availability and amenities, are subject to change and prior sale at any time without notice or obligation. Home and community information, including pricing, included features, terms, availability and amenities, are subject to change and prior sale at any time without notice or obligation. Square footage dimensions are approximate. Certified Builder Contractor License Number CBC1252212



NEW SCHOOL YEAR NEW HOME!

Victoria Oaks | Deland

FLOORPLAN	LOT	ADDRESS	SQ FT	BD BA GR	SALES PRICE
Cali	437	520 Anne Street	1,828	4/2/2	\$ 387,490
ROBINSON	246	195 ELIZABETH RD	2,108	4/3/3	\$ 482,490

Volusia County Spot Lots

FLOORPLAN	LOT	ADDRESS	SQ FT	BD BA GR	SALES PRICE
Cali	11	2742 PROVIDENCE BLVD	1,828	4/2/2	\$ 369,990
Cali	9	3011 Norvell Ct	1,828	4/2/2	\$ 374,990
Cali	2	1810 HOWLAND BLVD	1,828	4/2/2	\$ 364,990
Cali	10	1010 COURTLAND BLVD.	1,828	4/2/2	\$ 369,990
Cali	10	2973 E.SLATER DR.	1,828	4/2/2	\$ 364,990
Cali	9	2965 E.SLATER DR.	1,828	4/2/2	\$ 364,990
Cali	5	3479 COURTLAND BLVD	1,828	4/2/2	\$ 379,990

Bridle Path | Apopka

FLOORPLAN	LOT	ADDRESS	SQ FT	BD BA GR	SALES PRICE
EDISON	134	5377 Palomino Place	1,605	4/2/2	\$ 425,990
STAMFORD	122	5757 Galloping Drive	2,404	4/2.5/2	\$ 468,990


Eastgrove | Sanford

FLOORPLAN	LOT	ADDRESS	SQ FT	BD BA GR	SALES PRICE
ARIA	21	3334 Eastgrove Ter	1,672	3/2/2	\$ 407,990
ARIA	77	3341 Eastgrove Ter	1,672	3/2/2	\$ 411,990
CALI	27	3358 Eastgrove Ter	1,828	4/2/2	\$ 427,990
CALI	41	3170 Eastgrove Ter	1,828	4/2/2	\$ 427,990
CALI	43	3178 Eastgrove Ter	1,828	4/2/2	\$ 422,990
CALI	44	3182 Eastgrove Ter	1,828	4/2/2	\$ 427,990
CALI	61	3277 Eastgrove Ter	1,828	4/2/2	\$ 424,520
CALI	63	3285 Eastgrove Ter	1,828	4/2/2	\$ 425,520
CALI	96	3201 Eastgrove Ter	1,828	4/2/2	\$ 421,990
CALI	97	3205 Eastgrove Ter	1,828	4/2/2	\$ 425,520
CALI	101	3221 Eastgrove Ter	1,828	4/2/2	\$ 427,520
GALEN	12	3298 Eastgrove Ter	2,432	4/2.5/2	\$ 448,990
GALEN	19	3326 Eastgrove Ter	2,432	4/2.5/2	\$ 449,520
GALEN	23	3342 Eastgrove Ter	2,432	4/2.5/2	\$ 449,520
GALEN	28	3362 Eastgrove Ter	2,432	4/2.5/2	\$ 446,520

Harmony West | St Cloud

FLOORPLAN	LOT	ADDRESS	SQ FT	BD BA GR	SALES PRICE
Allex	249	2851 Turnstone Run	1,504	3/2/2	\$ 385,990
Allex	432	2830 Common Crane Court	1,504	3/2/2	\$ 385,990

D.R. Horton is equal housing opportunity builder. Home and community information, including pricing, included features, terms, availability and amenities, are subject to change and prior sale at any time without notice or obligation. Home and community information, including pricing, included features, terms, availability and amenities, are subject to change and prior sale at any time without notice or obligation. Square footage dimensions are approximate. Certified Builder Contractor License Number CBC1252212



NEW SCHOOL YEAR NEW HOME!

Allex	440	2862 Common Crane Court	1,504	3/2/2	\$ 384,540
Allex	442	2870 Common Crane Court	1,504	3/2/2	\$ 386,540
CALI	395	2568 Harmonia Hammock Road	1,828	4/2/2	\$ 428,990
GALEN	206	6712 Alder Road	2,432	4/2.5/2	\$ 466,990
ROBINSON	463	2908 Hooded Crane Cove	2,108	4/3/3	\$ 500,990

Kindred | Kissimmee

FLOORPLAN	LOT	ADDRESS	SQ FT	BD BA GR	SALES PRICE
Delray	17	1542 Barberry Drive	2,034	3/2/2	\$ 483,990
Destin	15	1530 Barberry Drive	2,361	4/3/3	\$ 507,840

Lake Apopka Sound | Winter Garden

FLOORPLAN	LOT	ADDRESS	SQ FT	BD BA GR	SALES PRICE
CAMDEN	09	17938 Hither Hills Circle	2,787	4/3.5/3	\$ 610,990
CAMDEN	13	17922 Hither Hills Circle	2,787	4/3.5/3	\$ 614,990
DESTIN	10	17934 Hither Hills Circle	2,361	4/3/3	\$ 570,990
DESTIN	12	17926 Hither Hills Circle	2,361	4/3/3	\$ 575,990
DESTIN	17	17906 Hither Hills Circle	2,361	4/3/3	\$ 570,990
DESTIN	78	14432 Topaghan Way	2,361	4/3/3	\$ 565,990
DESTIN	81	14420 Topaghan Way	2,361	4/3/3	\$ 560,990
DESTIN	84	14408 Topaghan Way	2,361	4/3/3	\$ 580,990
ROBINSON	06	17950 Hither Hills Circle	2,108	4/3/3	\$ 575,990
ROBINSON	11	17930 Hither Hills Circle	2,108	4/3/3	\$ 555,990
ROBINSON	77	14436 Topaghan Way	2,108	4/3/3	\$ 585,990
ROBINSON	82	14416 Topaghan Way	2,108	4/3/3	\$ 550,990
ROBINSON	91	14429 Shaman Way	2,108	4/3/3	\$ 550,990
ROBINSON - CRAFTSMAN	16	17910 Hither Hills Circle	2,108	4/3/3	\$ 560,990
ROBINSON - CRAFTSMAN	88	14417 Shaman Way	2,108	4/3/3	\$ 555,990


Osceola County Spot Lots

FLOORPLAN	LOT	ADDRESS	SQ FT	BD BA GR	SALES PRICE
CALI	23	679 MADRID DR	1,828	4/2/2	\$ 346,990

Riverbend | Sanford

FLOORPLAN	LOT	ADDRESS	SQ FT	BD BA GR	SALES PRICE
Allex	412	2279 Delhi Place	1,504	3/2/2	\$ 394,990
Allex	433	2239 Elmsford Point	1,504	3/2/2	\$ 395,990
Allex	450	2074 Apalachicola Lane	1,504	3/2/2	\$ 394,990
Allex	451	2068 Twin Flower Lane	1,504	3/2/2	\$ 398,540
Allex	453	2076 Twin Flower Lane	1,504	3/2/2	\$ 393,990
Allex	455	2084 Twin Flower Lane	1,504	3/2/2	\$ 395,990
Allex	461	2065 Apalachicola Lane	1,504	3/2/2	\$ 391,990
Allex	463	2057 Apalachicola Lane	1,504	3/2/2	\$ 398,990
Allex	466	4524 Blue Rock Drive	1,504	3/2/2	\$ 388,990

D.R. Horton is equal housing opportunity builder. Home and community information, including pricing, included features, terms, availability and amenities, are subject to change and prior sale at any time without notice or obligation. Home and community information, including pricing, included features, terms, availability and amenities, are subject to change and prior sale at any time without notice or obligation. Square footage dimensions are approximate. Certified Builder Contractor License Number CBC1252212



NEW SCHOOL YEAR NEW HOME!

Elston	430	2221 Elmsford Point	2,260	4/2.5/2	\$ 432,990
Elston	434	2245 Elmsford Point	2,260	4/2.5/2	\$ 441,990
Elston	449	2078 Apalachicola Lane	2,260	4/2.5/2	\$ 435,990
Elston	465	4528 Blue Rock Drive	2,260	4/2.5/2	\$ 432,990
Glenwood	437	2216 Elmsford Point	1,649	3/2/2	\$ 399,990
Glenwood	456	2088 Twin Flower Lane	1,649	3/2/2	\$ 404,990
Robie	462	2061 Apalachicola Lane	2,447	5/3/2	\$ 459,990
Aria	41	3758 Swanfalls Terrace	1,672	3/2/2	\$ 432,990
Cali	17	3769 Swanfalls Terrace	1,828	4/2/2	\$ 447,540
Cali	29	3721 Swanfalls Terrace	1,828	4/2/2	\$ 454,540


Summerly | St Cloud

FLOORPLAN	LOT	ADDRESS	SQ FT	BD BA GR	SALES PRICE
CALI	279	5662 Winona Drive	1,828	4/2/2	\$ 451,490
Aria Modern	248	424 Chayne Place	1,672	3/2/2	\$ 452,990
Aria Modern	255	441 Chayne Place	1,672	3/2/2	\$ 452,990
Cali Modern	251	436 Chayne Place	1,828	4/2/2	\$ 462,990
Cali Modern	254	445 Chayne Place	1,828	4/2/2	\$ 463,990
Cali Modern	258	429 Chayne Place	1,828	4/2/2	\$ 471,990
Cali Modern	261	417 Chayne Place	1,828	4/2/2	\$ 471,990
Cali Modern	262	413 Chayne Place	1,828	4/2/2	\$ 465,990
Cali Modern	265	401 Chayne Place	1,828	4/2/2	\$ 462,990

Suncrest | St Cloud

FLOORPLAN	LOT	ADDRESS	SQ FT	BD BA GR	SALES PRICE
ARIA	18	2897 Sunridge Loop	1,672	3/2/2	\$ 469,990
ARIA	110	5725 Sunbonnet Way	1,672	3/2/2	\$ 455,990
CALI	20	2921 Sunridge Loop	1,828	4/2/2	\$ 471,990
CALI	27	5711 Sundial Terrace	1,828	4/2/2	\$ 478,650
CALI	106	5741 Sunbonnet Way	1,828	4/2/2	\$ 465,990
CALI	107	5737 Sunbonnet Way	1,828	4/2/2	\$ 472,990
CALI	109	5729 Sunbonnet Way	1,828	4/2/2	\$ 467,990
CALI - SIDE LOAD	19	2917 Sunridge Loop	1,828	4/2/2	\$ 487,990
CAMERON Villa	31	2948 Sunridge Loop	1,608	2/2/2	\$ 389,990
CAMERON Villa	33	2940 Sunridge Loop	1,608	2/2/2	\$ 389,990
CAMERON Villa	34	2936 Sunridge Loop	1,608	2/2/2	\$ 389,990
CAMERON Villa	35	2932 Sunridge Loop	1,608	2/2/2	\$ 389,990
CAMERON Villa	36	2928 Sunridge Loop	1,608	2/2/2	\$ 389,990
CAMERON Villa	49	2872 Sunridge Loop	1,608	2/2/2	\$ 394,990
CAMERON Villa	52	2860 Sunridge Loop	1,608	2/2/2	\$ 394,990

D.R. Horton is equal housing opportunity builder. Home and community information, including pricing, included features, terms, availability and amenities, are subject to change and prior sale at any time without notice or obligation. Home and community information, including pricing, included features, terms, availability and amenities, are subject to change and prior sale at any time without notice or obligation. Square footage dimensions are approximate. Certified Builder Contractor License Number CBC1252212



NEW SCHOOL YEAR NEW HOME!

Thompson Grove | St Cloud

FLOORPLAN	LOT	ADDRESS	SQ FT	BD BA GR	SALES PRICE
Alex	118	2329 Tay Wes Drive	1,504	3/2/2	\$ 393,990
Jemison	129	2087 Tay Wes Drive	1,614	3/2/2	\$ 399,990

Waterleigh | Winter Garden

FLOORPLAN	LOT	ADDRESS	SQ FT	BD BA GR	SALES PRICE
BELLAKE	165	13617 Salamander Street	2,216	3/2.5/2	\$ 561,740
CLEAR DEN	153	16607 Point Rock Drive	2,494	4/3.5/2	\$ 601,740
LAUREL	19	11117 Bostwick Alley	1,689	3/2/2	\$ 509,740
LAUREL	175	18067 Adrift Road	1,689	3/2/2	\$ 514,740
BELLMORE	197	18030 Adrift Road	2,113	4/3/2	\$ 823,811
CRESSWELL	187	18090 Adrift Road	2,866	4/3.5/2	\$ 839,306
CRESSWELL	196	18036 Adrift Road	2,866	4/3.5/2	\$ 824,536
KENTON	185	18102 Adrift Road	2,924	4/3/2	\$ 795,936
KENTON	188	18084 Adrift Road	2,924	4/3/2	\$ 871,401
KENTON	198	18024 Adrift Road	2,924	4/3/2	\$ 867,276
SEA CLIFF	182	18120 Adrift Road	3,327	4/3.5/2	\$ 889,331
KALLAN	663	8792 Sonoma Coast Drive	3,416	4/3.5/2	\$ 928,831
KALLAN	666	8768 Sonoma Coast Drive	3,355	4/3.5/2	\$ 921,156
KALLAN	669	8750 Sonoma Coast Drive	3,416	4/3.5/2	\$ 940,055
SEL DEN	657	8828 Sonoma Coast Drive	2,920	4/3.5/2	\$ 878,501
Ibis TH	70	13151 Bounty Ave	1,567	3/2.5/1	\$ 419,740
Ibis TH	71	13145 Bounty Ave	1,567	3/2.5/1	\$ 419,740

Westridge Park | Apopka

FLOORPLAN	LOT	ADDRESS	SQ FT	BD BA GR	SALES PRICE
ARIA	64	11201 Amber Ridge Drive	1,672	3/2/2	\$ 422,020
ARIA	66	11215 Amber Ridge Drive	1,672	3/2/2	\$ 423,990
ARIA	73	11255 Amber Ridge Drive	1,672	3/2/2	\$ 420,520
ARIA	106	2007 Maple Ridge Drive	1,672	3/2/2	\$ 422,990
ARIA	131	2042 Maple Ridge Drive	1,672	3/2/2	\$ 418,020
CALI	72	11249 Amber Ridge Drive	1,828	4/2/2	\$ 435,990
CALI	74	11261 Amber Ridge Drive	1,828	4/2/2	\$ 436,520
CALI	78	11285 Amber Ridge Drive	1,828	4/2/2	\$ 438,990
CALI	80	11297 Amber Ridge Drive	1,828	4/2/2	\$ 440,990
Elle	52	1529 Aurora Ridge Drive	2,807	5/3.5/2	\$ 477,990
GALEN	18	11029 Amber Ridge Drive	2,432	4/2.5/2	\$ 460,990

D.R. Horton is equal housing opportunity builder. Home and community information, including pricing, included features, terms, availability and amenities, are subject to change and prior sale at any time without notice or obligation. Home and community information, including pricing, included features, terms, availability and amenities, are subject to change and prior sale at any time without notice or obligation. Square footage dimensions are approximate. Certified Builder Contractor License Number CBC1252212